

IEEE GLOBECOM 2012

December 4-6, 2012

Disneyland® Hotel - South Exhibit Hall

Anaheim, California

REVISION DATE:
3/20/2012 K BUCKLEY






BOOTH COUNT

Inventory as of 03/20/2012

Dimension	Size	Qty	SqFt
10'x10'	100	17	1,700
20'x20'	400	1	400

Totals: 18 2,100

BLDG. LEGEND:

-  DRINKING FOUNTAIN
-  TELEPHONES
-  STAIRS
-  ESCALATOR
-  PUBLIC ELEVATOR

FS = FIRE STROBE
FA = FIRE ALARM
FH = FIRE HOSE CONNECTION

F R E E M A N

DRAWING STARTED:
12/28/2011 K BUCKLEY

FILE PATH:
O:\Design\master\2012\12 December\IEEE
GLOBECOM 2012\Floor plans\IEEE
GLOBECOM 2012.dwg

DRAWING NAME:
IEEE GLOBECOM 2012

HALL NAME:
SOUTH EXHIBIT HALL

JOB NUMBER:
PROPOSAL

ACCT. EXEC.:
MELISSA VANDERHORST

NOT TO SCALE

DISCLAIMER

EVERY EFFORT HAS BEEN MADE TO ENSURE THE ACCURACY OF ALL INFORMATION CONTAINED ON THIS FLOORPLAN, HOWEVER NO WARRANTIES, EITHER EXPRESSED OR IMPLIED ARE MADE WITH RESPECT TO THIS FLOORPLAN. IF THE LOCATION OF BUILDING COLUMNS, UTILITIES OR OTHER ARCHITECTURAL COMPONENTS OF THE FACILITY IS A CONSIDERATION IN THE CONSTRUCTION OR USAGE OF AN EXHIBIT, IT IS THE SOLE RESPONSIBILITY OF THE EXHIBITOR TO PHYSICALLY INSPECT THE FACILITY TO VERIFY ALL DIMENSIONS AND LOCATIONS.

©COPYRIGHT 2007, FREEMAN CO.
ALL RIGHTS RESERVED.

Disneyland® Exhibit Hall

CEILING HEIGHT 18'



Disneyland® South Exhibit Hall ROLL-UP DOOR 15'5"W X 17'10"H *Disneyland*® North Exhibit Hall

